

2019

ASBK.COM.AU

Official ASBK Test : Phillip Island : February 2 & 3

YMI SUPERSPORT 300 / YMF R3 CUP

Practice 6

 Date: 03/02/19
 Event: P22
 Weather: Sunny - Temp: 24.5C
 Track: Dry - Temp: 41.0C

 Started at: 11:17:14
 Laps: 25 Min
 Starters: 22
 Printed at: 11:49

CLASSIFICATION



Pos	No	Name	Machine	Fastest Lap	On Lap	Behind Prev	Behind Leader	Top Speed
1	81	Senna AGIUS (NSW)	Kawasaki Ninja 400	1:49.581	14 of 14			198
2	27	Max STAUFFER (NSW) / Yamaha / Shark Leathers / KYT Helmets / YRD / Chris Watson M-cycles	Yamaha R3 321	1:49.617	11 of 13	.036	.036	191
3	68	Luke POWER (VIC) / RTR / HPC Coatings / Graeme Williams Eng. / Traction Control Susp.	Yamaha R3 321	1:49.939	13 of 13	.322	.358	188
4	44	Tom BRAMICH (VIC) (NOT OFFICIAL)	Kawasaki Ninja 400	1:50.273	11 of 12	.334	.692	200
5	57	Seth CRUMP (QLD) / Rockoil / KTM	KTM RC 390	1:50.311	6 of 11	.038	.730	193
6	10	Callum O'BRIEN (WA) / BC Performance / Kawasaki	Kawasaki Ninja 400	1:50.426	8 of 12	.115	.845	197
7	151	Locky TAYLOR (QLD) / YRD / Demmery Motorsport	Yamaha R3 321	1:50.660	9 of 12	.234	1.079	191
8	43	Harry KHOURI (NSW) / Excite M-sports / Shark Leathers / Moto National Access. / NSW Helicopters	Yamaha R3 321	1:50.829	13 of 13	.169	1.248	191
9	72	Ben BAKER (NSW)	Yamaha R3 321	1:50.910	3 of 11	.081	1.329	193
10	42	Kyle O'CONNELL (QLD)	Yamaha R3 321	1:51.117	8 of 13	.207	1.536	187
11	47	Zylas BUNTING (NSW) / Shark Leathers	Yamaha R3 321	1:51.155	3 of 9	.038	1.574	189
12	97	Peter NERLICH (VIC) / TCN Racing	Kawasaki Ninja 400	1:51.627	2 of 11	.472	2.046	187
13	87	Zac LEVY (QLD) / Demmery Motorsport	Yamaha R3 321	1:51.828	2 of 4	.201	2.247	197
14	15	Bronson PICKETT (WA) / Silkolene oils / M&B Rubbish Disposal	Yamaha R3 321	1:52.840	13 of 13	1.012	3.259	187
15	28	Tayla RELPH (QLD) / BC Performance / Landscape Supplies	Kawasaki Ninja 400	1:53.282	9 of 10	.442	3.701	193
16	56	Jesse WOODS (TAS) / JDS Moto	Yamaha R3 321	1:54.068	3 of 12	.786	4.487	190
17	282	Cameron AGOSTINI (NT)	Yamaha R3 321	1:56.465	2 of 9	2.397	6.884	180
18	437	Hayden STIFF (NSW) / Proworx Racing / Blayney M-cycles	Kawasaki Ninja 300	1:57.247	4 of 11	.782	7.666	182
19	89	Kristian AGOSTINI (NT) / Territory 3 Racing / TERRA	Yamaha R3 321	1:58.914	4 of 7	1.667	9.333	183
20	46	Lachlan O'BRIEN (NT)	Yamaha R3 321	2:00.319	10 of 10	1.405	10.738	179
21	35	Ben ANGELIDIS (ACT) / Proworx Racing / Blayney M-cycles / Penrite Oils / Ricondi	Yamaha R3 321	2:00.537	11 of 13	.218	10.956	171
22	19	Andrew DE KUYPER (VIC)	Kawasaki Ninja 300	2:04.946	11 of 12	4.409	15.365	162

Current best lap for SS300 class - 1:47.696 by Hunter FORD (NSW) on a Yamaha YZF-R3 set on 13/10/18

Chief Time Keeper - Scott Laing

Clerk of Course - Simon Maas

 Computime Race Timing Systems Pty Ltd © 1996
 Licensed to Computime Race Timing Systems

www.computime.com.au
COMPUTIME RACE TIMING SYSTEMS PTY LTD


2019



ASBK.COM.AU f t i y

Official ASBK Test : Phillip Island : February 2 & 3

YMI SUPERSPORT 300 / YMF R3 CUP

Practice 6

Date: 03/02/19
Event: P22
Weather: Sunny - Temp: 24.5C
Track: Dry - Temp: 41.0C



Started at: 11:17:14
Laps: 25 Min
Starters: 22
Printed at: 11:49

LAP TIMES

No	Name	Lap 1	Lap 2	Lap 3	Lap 4	Lap 5	Lap 6	Lap 7	Lap 8	Lap 9	Lap 10
10	Callum O'BRIEN (WA)	2:05.048	1:51.512	1:55.135	3:31.322	2:05.059	1:50.710	1:53.457	1:50.426	3:20.227	2:03.708
10		1:51.380	1:51.515								
15	Bronson PICKETT (WA)	2:03.670	1:55.783	1:54.859	1:53.849	1:53.491	1:54.658	1:56.174	1:53.458	1:53.791	1:54.988
10		1:54.832	2:19.611	1:52.840							
19	Andrew DE KUYPER (VIC)	2:20.852	2:07.855	2:07.820	2:07.766	2:07.464	2:07.787	2:08.348	2:07.324	2:07.195	2:07.222
10		2:04.946	2:07.628								
27	Max STAUFFER (NSW)	2:08.275	1:50.895	1:50.324	1:50.607	1:50.466	1:50.573	1:50.441	1:54.794	3:57.679	1:58.715
10		1:49.617	1:49.755	1:49.917							
28	Tayla RELPH (QLD)	2:03.118	1:55.013	1:53.896	1:53.414	1:53.396	3:45.347	2:00.724	1:53.396	1:53.282	1:53.490
35	Ben ANGELIDIS (ACT)	2:15.522	2:03.923	2:03.673	2:03.293	2:03.233	2:03.367	2:03.131	2:02.776	2:02.483	2:02.202
10		2:00.537	2:01.419	2:00.995							
42	Kyle O'CONNELL (QLD)	2:06.675	1:52.173	1:52.108	1:52.132	1:52.540	1:51.891	1:53.138	1:51.117	1:51.745	1:55.248
10		1:54.103	2:05.629	1:53.471							
43	Harry KHOURI (NSW)	2:05.417	1:52.301	1:52.813	1:53.185	1:51.356	1:52.061	1:52.072	2:32.843	1:59.044	1:51.770
10		1:52.949	1:50.999	1:50.829							
44	Tom BRAMICH (VIC) (NOT OFFICIAL)	2:12.373	1:51.306	1:53.691	1:51.273	1:50.610	1:52.318	4:01.162	2:07.336	1:51.956	1:52.464
10		1:50.273	1:51.468								
46	Lachlan O'BRIEN (NT)	2:13.590	2:00.379	2:00.817	2:01.011	2:02.455	2:03.637	3:10.909	2:10.874	2:00.976	2:00.319
47	Zylas BUNTING (NSW)	2:08.108	1:53.035	1:51.155	1:51.979	1:51.643	1:59.810	1:53.204	1:53.277	3:37.496	
56	Jesse WOODS (TAS)	2:03.817	1:56.237	1:54.068	1:54.480	2:03.362	3:36.843	2:03.493	1:56.159	1:55.094	1:55.684
10		1:54.792	1:54.858								
57	Seth CRUMP (QLD)	2:01.651	1:50.912	1:55.932	1:50.663	1:50.363	1:50.311	4:41.787	2:00.365	1:51.600	1:51.458
10		1:52.266									
68	Luke POWER (VIC)	2:06.065	1:51.695	1:53.129	1:52.116	3:23.993	2:07.829	1:53.188	1:51.962	1:55.688	1:51.791
10		1:50.656	2:06.368	1:49.939							
72	Ben BAKER (NSW)	2:05.134	1:59.313	1:50.910	1:52.864	1:52.009	1:51.556	1:51.904	1:51.945	1:51.762	1:51.174
10		1:52.448									
81	Senna AGIUS (NSW)	2:09.827	1:51.197	1:49.589	1:52.119	1:50.737	1:52.758	1:51.702	1:51.327	1:50.901	1:53.450
10		1:51.955	1:50.354	2:06.614	1:49.581						
87	Zac LEVY (QLD)	2:11.378	1:51.828	1:55.762	1:52.630						
89	Kristian AGOSTINI (NT)	2:13.224	1:59.440	2:01.569	1:58.914	4:13.018	2:07.492	2:03.260			
97	Peter NERLICH (VIC)	2:04.834	1:51.627	1:53.472	1:53.593	1:55.027	2:04.877	3:59.523	2:04.870	1:53.129	1:54.451
10		1:53.009									
151	Locky TAYLOR (QLD)	2:08.043	1:51.618	1:53.412	1:51.781	1:51.011	1:50.855	4:00.080	2:09.532	1:50.660	1:53.233
10		1:50.684	1:50.950								
282	Cameron AGOSTINI (NT)	2:13.940	1:56.465	1:56.975	1:57.469	1:56.573	1:57.343	1:56.951	1:57.691	1:57.199	
437	Hayden STIFF (NSW)	2:11.162	1:59.563	1:59.236	1:57.247	1:58.210	1:57.906	1:58.383	1:57.948	1:58.258	1:57.597
10		1:57.710									

Scott Laing
Chief Time Keeper - Scott Laing

Clerk of Course - Simon Maas



Computime Race Timing Systems Pty Ltd © 1996
Licensed to Computime Race Timing Systems
www.computime.com.au

COMPUTIME RACE TIMING SYSTEMS PTY LTD

2019



ASBK.COM.AU f t i y

Official ASBK Test : Phillip Island : February 2 & 3

YMI SUPERSPORT 300 / YMF R3 CUP

Practice 6

Date: 03/02/19
 Event: P22
 Weather: Sunny - Temp: 24.5C
 Track: Dry - Temp: 41.0C



Started at: 11:17:14
 Laps: 25 Min
 Starters: 22
 Printed at: 11:49

SPLIT TIMES

Lap	Split 1	Split 2	Split 3	Split 4	Lap Time	Spd	Lap	Split 1	Split 2	Split 3	Split 4	Lap Time	Spd
10 Callum O'BRIEN (WA) (6th)							7	31.094	37.026	24.219	36.009	2:08.348	154
1	38.538	33.339	21.602	31.569	2:05.048 P		8	30.828	37.358	23.923	35.215	2:07.324	155
2	27.031	32.512	21.059	30.910	1:51.512	188	9	30.945	37.087	23.969	35.194	2:07.195	157
3	30.763	32.423	21.086	30.863	1:55.135	189	10	30.667	36.969	24.103	35.483	2:07.222	160
4	26.539	32.858	23.194	2:08.731	3:31.322	197	11	<u>30.046</u>	<u>36.791</u>	<u>23.779</u>	<u>34.330</u>	<u>2:04.946</u>	160
5	34.474	38.321	21.378	30.886	2:05.059 P		12	30.347	36.878	23.942	36.461	2:07.628	162
6	27.050	<u>32.128</u>	21.017	<u>30.515</u>	1:50.710	194	27 Max STAUFFER (NSW) (2nd)						
7	29.256	32.211	21.069	30.921	1:53.457	157	1	38.628	35.213	22.435	31.999	2:08.275 P	
8	<u>26.430</u>	32.252	<u>20.977</u>	30.767	<u>1:50.426</u>	192	2	27.574	32.017	20.969	30.335	1:50.895	185
9	26.599	32.265	23.003	1:58.360	3:20.227	189	3	26.360	32.064	21.001	30.899	1:50.324	190
10	34.886	34.849	22.800	31.173	2:03.708 P		4	26.817	32.028	20.995	30.767	1:50.607	187
11	26.706	32.617	21.275	30.782	1:51.380	187	5	27.023	31.816	20.885	30.742	1:50.466	178
12	26.675	32.365	21.405	31.070	1:51.515	188	6	27.133	32.062	20.812	30.566	1:50.573	177
15 Bronson PICKETT (WA) (14th)							7	27.042	31.962	<u>20.805</u>	30.632	1:50.441	177
1	35.883	33.434	22.065	32.288	2:03.670 P		8	27.167	35.183	21.387	31.057	1:54.794	178
2	28.056	33.601	21.971	32.155	1:55.783	179	9	26.744	31.929	21.314	2:37.692	3:57.679	181
3	28.246	33.377	21.683	31.553	1:54.859	187	10	35.230	32.316	20.909	<u>30.260</u>	1:58.715 P	
4	27.082	33.175	21.801	31.791	1:53.849	186	11	<u>26.294</u>	32.032	20.952	30.339	<u>1:49.617</u>	191
5	27.308	33.110	21.585	<u>31.488</u>	1:53.491	182	12	26.558	31.821	20.841	30.535	1:49.755	182
6	27.136	33.276	22.163	32.083	1:54.658	181	13	26.664	<u>31.743</u>	20.999	30.511	1:49.917	181
7	28.112	33.732	22.203	32.127	1:56.174	170	28 Tayla RELPH (QLD) (15th)						
8	27.522	32.857	<u>21.576</u>	31.503	1:53.458	174	1	35.215	34.393	21.952	31.558	2:03.118 P	
9	27.087	33.151	21.795	31.758	1:53.791	180	2	27.673	33.745	21.720	31.875	1:55.013	193
10	27.720	33.271	21.885	32.112	1:54.988	172	3	27.603	33.086	21.561	31.646	1:53.896	183
11	28.355	32.875	21.730	31.872	1:54.832	171	4	27.340	33.272	<u>21.343</u>	31.459	1:53.414	188
12	30.688	54.951	22.396	31.576	2:19.611	171	5	27.219	33.158	21.434	31.585	1:53.396	191
13	<u>26.885</u>	<u>32.609</u>	21.633	31.713	<u>1:52.840</u>	187	6	27.160	33.232	21.619	2:23.336	3:45.347	188
19 Andrew DE KUYPER (VIC) (22th)							7	33.993	33.357	21.686	31.688	2:00.724 P	
1	40.746	39.399	24.633	36.074	2:20.852 P		8	27.390	<u>33.025</u>	21.463	31.518	1:53.396	183
2	30.668	37.403	24.232	35.552	2:07.855	162	9	27.306	33.091	21.524	<u>31.361</u>	<u>1:53.282</u>	184
3	30.493	37.215	24.575	35.537	2:07.820	161	10	<u>27.041</u>	33.379	21.528	31.542	1:53.490	184
4	31.114	36.875	24.457	35.320	2:07.766	159	35 Ben ANGELIDIS (ACT) (21th)						
5	31.017	37.121	24.078	35.248	2:07.464	157	1	38.879	37.193	24.075	35.375	2:15.522 P	
6	30.701	37.315	24.181	35.590	2:07.787	157							

Scott Laing
 Chief Time Keeper - Scott Laing

Clerk of Course - Simon Maas



Computime Race Timing Systems Pty Ltd © 1996
 Licensed to Computime Race Timing Systems
www.computime.com.au

COMPUTIME RACE TIMING SYSTEMS PTY LTD



Official ASBK Test : Phillip Island : February 2 & 3

YMI SUPERSPORT 300 / YMF R3 CUP

Practice 6

Date: 03/02/19
 Event: P22
 Weather: Sunny - Temp: 24.5C
 Track: Dry - Temp: 41.0C

Started at: 11:17:14
 Laps: 25 Min
 Starters: 22
 Printed at: 11:49

SPLIT TIMES

Lap	Split 1	Split 2	Split 3	Split 4	Lap Time	Spd	Lap	Split 1	Split 2	Split 3	Split 4	Lap Time	Spd
2	29.677	36.298	23.519	34.429	2:03.923	167	8	27.268	32.800	21.100	1:11.675	2:32.843	181
3	30.247	35.612	23.581	34.233	2:03.673	161	9	33.101	33.056	21.551	31.336	1:59.044 P	
4	29.929	35.569	23.537	34.258	2:03.293	162	10	26.888	32.310	21.370	31.202	1:51.770	180
5	29.937	35.467	23.559	34.270	2:03.233	161	11	27.052	33.679	21.460	30.758	1:52.949	183
6	29.913	35.348	23.813	34.293	2:03.367	160	12	<u>26.507</u>	32.390	21.359	30.743	1:50.999	189
7	29.920	35.559	23.422	34.230	2:03.131	159	13	26.634	32.531	<u>21.065</u>	<u>30.599</u>	<u>1:50.829</u>	186
8	30.265	35.302	23.182	34.027	2:02.776	156							
9	29.749	35.545	23.238	33.951	2:02.483	161							
10	29.747	35.256	23.419	33.780	2:02.202	162	1	36.625	38.121	25.831	31.796	2:12.373 P	
11	<u>28.809</u>	<u>34.716</u>	23.115	33.897	<u>2:00.537</u>	171	2	26.620	32.503	21.388	30.795	1:51.306	193
12	29.536	35.107	<u>23.030</u>	33.746	2:01.419	163	3	26.708	34.091	21.526	31.366	1:53.691	200
13	29.356	34.934	23.232	<u>33.473</u>	2:00.995	165	4	26.611	32.785	20.975	30.902	1:51.273	188
							5	26.676	32.317	21.006	30.611	1:50.610	186
							6	27.151	32.255	22.225	30.687	1:52.318	186
							7	26.419	36.984	21.971	2:35.788	4:01.162	193
							8	36.987	36.009	23.593	30.747	2:07.336 P	
							9	<u>26.163</u>	34.445	<u>20.823</u>	<u>30.525</u>	1:51.956	192
							10	26.732	33.275	21.599	30.858	1:52.464	190
							11	26.365	32.291	21.024	30.593	<u>1:50.273</u>	189
							12	26.487	<u>32.122</u>	20.907	31.952	1:51.468	187
							13						
							14						
							15						
							16						
							17						
							18						
							19						
							20						
							21						
							22						
							23						
							24						
							25						

42 Kyle O'CONNELL (QLD) (10th)

44 Tom BRAMICH (VIC) (NOT OFFICIAL) (4th)



46 Lachlan O'BRIEN (NT) (20th)

43 Harry KHOURI (NSW) (8th)

47 Zylas BUNTING (NSW) (11th)

Scott Laing
 Chief Time Keeper - Scott Laing

Clerk of Course - Simon Maas



Computime Race Timing Systems Pty Ltd © 1996
 Licensed to Computime Race Timing Systems

www.computime.com.au

COMPUTIME RACE TIMING SYSTEMS PTY LTD

2019



ASBK.COM.AU f t i y

Official ASBK Test : Phillip Island : February 2 & 3

YMI SUPERSPORT 300 / YMF R3 CUP

Practice 6

Date: 03/02/19
 Event: P22
 Weather: Sunny - Temp: 24.5C
 Track: Dry - Temp: 41.0C

Started at: 11:17:14
 Laps: 25 Min
 Starters: 22
 Printed at: 11:49

SPLIT TIMES


Lap	Split 1	Split 2	Split 3	Split 4	Lap Time	Spd	Lap	Split 1	Split 2	Split 3	Split 4	Lap Time	Spd
3	26.767	32.211	21.235	30.942	1:51.155	187	1	35.177	34.332	25.698	30.858	2:06.065 P	
4	26.634	32.409	21.408	31.528	1:51.979	188	2	27.091	32.632	21.033	30.939	1:51.695	187
5	26.727	32.495	21.177	31.244	1:51.643	187	3	27.008	33.114	21.519	31.488	1:53.129	188
6	27.537	37.339	23.599	31.335	1:59.810	183	4	27.311	32.460	21.321	31.024	1:52.116	178
7	27.551	32.995	21.702	30.956	1:53.204	180	5	27.637	35.704	23.310	1:57.342	3:23.993	171
8	27.381	32.809	21.525	31.562	1:53.277	180	6	33.718	41.701	21.343	31.067	2:07.829 P	
9	27.010	33.434	27.250	2:09.802	3:37.496	189	7	27.286	32.712	21.594	31.596	1:53.188	175
							8	26.844	32.192	21.380	31.546	1:51.962	180
							9	27.594	32.523	21.543	34.028	1:55.688	173
56 Jesse WOODS (TAS) (16th)							10	26.638	32.675	21.354	31.124	1:51.791	183
1	35.551	34.262	22.104	31.900	2:03.817 P		11	26.617	32.161	21.307	30.571	1:50.656	185
2	28.474	33.514	22.223	32.026	1:56.237	174	12	27.839	45.409	22.406	30.714	2:06.368	185
3	27.898	33.229	21.434	31.507	1:54.068	183	13	26.358	32.162	21.027	30.392	1:49.939	186
4	27.665	33.429	21.641	31.745	1:54.480	190							
5	27.350	32.929	21.779	41.304	2:03.362	185							
6	28.464	33.804	24.026	2:10.549	3:36.843	174	72 Ben BAKER (NSW) (9th)						
7	35.763	33.722	21.779	32.229	2:03.493 P		1	34.887	35.287	22.641	32.319	2:05.134 P	
8	28.411	33.727	21.825	32.196	1:56.159	175	2	28.570	34.977	24.798	30.968	1:59.313	171
9	27.920	33.478	21.858	31.838	1:55.094	177	3	26.690	32.425	21.108	30.687	1:50.910	191
10	28.180	33.568	22.049	31.887	1:55.684	176	4	27.167	33.432	21.382	30.883	1:52.864	193
11	27.743	33.346	22.034	31.669	1:54.792	178	5	27.203	32.786	21.170	30.850	1:52.009	190
12	27.867	33.524	21.808	31.659	1:54.858	178	6	26.846	32.681	21.313	30.716	1:51.556	186
							7	27.774	32.693	20.971	30.466	1:51.904	185
							8	26.947	32.809	21.200	30.989	1:51.945	184
57 Seth CRUMP (QLD) (5th)							9	26.979	32.611	21.273	30.899	1:51.762	181
1	31.847	32.534	25.803	31.467	2:01.651 P		10	26.804	32.369	21.196	30.805	1:51.174	184
2	26.709	32.525	20.973	30.705	1:50.912	193	11	27.276	32.631	21.657	30.884	1:52.448	180
3	29.789	33.169	21.532	31.442	1:55.932	188							
4	26.688	32.325	20.842	30.808	1:50.663	187							
5	26.360	32.363	20.986	30.654	1:50.363	189	81 Senna AGIUS (NSW) (1st)						
6	26.505	32.092	21.009	30.705	1:50.311	187	1	38.617	35.838	22.549	32.823	2:09.827 P	
7	29.755	34.039	21.730	3:16.263	4:41.787	179	2	26.814	32.379	20.986	31.018	1:51.197	189
8	34.519	33.099	21.480	31.267	2:00.365 P		3	26.355	31.905	20.822	30.507	1:49.589	191
9	26.905	32.683	21.202	30.810	1:51.600	180	4	26.450	33.457	21.486	30.726	1:52.119	198
10	26.803	32.465	21.271	30.919	1:51.458	182	5	26.668	32.257	21.195	30.617	1:50.737	193
11	26.916	32.957	21.368	31.025	1:52.266	183	6	26.785	32.518	22.883	30.572	1:52.758	184
							7	27.222	32.287	21.102	31.091	1:51.702	187
68 Luke POWER (VIC) (3rd)							8	27.577	31.944	21.181	30.625	1:51.327	186

Scott Laing
 Chief Time Keeper - Scott Laing

Clerk of Course - Simon Maas

Computime Race Timing Systems Pty Ltd © 1996
 Licensed to Computime Race Timing Systems
www.computime.com.au

COMPUTIME RACE TIMING SYSTEMS PTY LTD



2019



ASBK.COM.AU f t i y

Official ASBK Test : Phillip Island : February 2 & 3

YMI SUPERSPORT 300 / YMF R3 CUP

Practice 6

Date: 03/02/19
 Event: P22
 Weather: Sunny - Temp: 24.5C
 Track: Dry - Temp: 41.0C


Started at: 11:17:14
 Laps: 25 Min
 Starters: 22
 Printed at: 11:49

SPLIT TIMES

Lap	Split 1	Split 2	Split 3	Split 4	Lap Time	Spd	Lap	Split 1	Split 2	Split 3	Split 4	Lap Time	Spd
9	26.655	32.393	21.150	30.703	1:50.901	186	1	32.890	37.062	25.886	32.205	2:08.043 P	
10	26.431	32.226	21.162	33.631	1:53.450	186	2	26.792	32.988	21.228	30.610	1:51.618	191
11	26.771	32.640	21.763	30.781	1:51.955	189	3	26.616	33.006	22.000	31.790	1:53.412	190
12	26.388	32.103	21.210	30.653	1:50.354	187	4	26.880	32.728	21.315	30.858	1:51.781	183
13	28.698	38.905	28.262	30.749	2:06.614	172	5	27.095	32.509	21.084	30.323	1:51.011	182
14	26.174	32.223	20.951	30.233	1:49.581	194	6	26.675	32.054	21.129	30.997	1:50.855	183
							7	26.900	36.578	22.539	2:34.063	4:00.080	184
87 Zac LEVY (QLD) (13th)							8	37.817	37.100	23.651	30.964	2:09.532 P	
1	36.285	37.009	25.066	33.018	2:11.378 P		9	26.704	32.041	21.103	30.812	1:50.660	184
2	27.516	32.506	21.319	30.487	1:51.828	171	10	26.889	34.230	21.876	30.238	1:53.233	182
3	29.009	33.177	21.604	31.972	1:55.762	197	11	26.449	32.443	20.967	30.825	1:50.684	187
4	27.013	32.737	21.501	31.379	1:52.630	190	12	26.884	32.079	21.171	30.816	1:50.950	183
89 Kristian AGOSTINI (NT) (19th)													
1	39.173	36.313	22.879	34.859	2:13.224 P		1	38.282	39.698	22.499	33.461	2:13.940 P	
2	28.767	34.843	22.548	33.282	1:59.440	183	2	27.603	33.715	22.342	32.805	1:56.465	180
3	29.055	34.616	22.860	35.038	2:01.569	176	3	28.119	33.726	22.456	32.674	1:56.975	173
4	28.569	34.373	22.267	33.705	1:58.914	180	4	28.524	33.980	22.423	32.542	1:57.469	170
5	28.826	34.636	22.410	2:47.146	4:13.018	175	5	28.014	33.860	22.273	32.426	1:56.573	175
6	35.840	35.081	22.742	33.829	2:07.492 P		6	28.496	33.736	22.579	32.532	1:57.343	171
7	29.325	35.016	23.501	35.418	2:03.260	171	7	28.514	33.705	22.243	32.489	1:56.951	168
							8	28.772	34.173	22.113	32.633	1:57.691	168
							9	28.921	33.409	22.255	32.614	1:57.199	168
97 Peter NERLICH (VIC) (12th)													
1	38.552	33.612	21.406	31.264	2:04.834 P								
2	27.320	32.773	20.967	30.567	1:51.627	187	437 Hayden STIFF (NSW) (18th)						
3	27.217	33.221	21.545	31.489	1:53.472	186	1	38.056	37.527	22.904	32.675	2:11.162 P	
4	27.306	33.553	21.269	31.465	1:53.593	186	2	28.409	34.662	22.960	33.532	1:59.563	182
5	27.272	33.075	22.839	31.841	1:55.027	186	3	28.053	34.565	22.769	33.849	1:59.236	178
6	27.248	45.542	21.098	30.989	2:04.877	185	4	28.217	34.074	22.503	32.453	1:57.247	177
7	27.035	32.753	21.812	2:37.923	3:59.523	186	5	28.553	34.340	22.767	32.550	1:58.210	173
8	37.667	33.946	22.173	31.084	2:04.870 P		6	28.530	34.282	22.734	32.360	1:57.906	171
9	27.045	32.958	21.742	31.384	1:53.129	187	7	28.748	34.270	22.503	32.862	1:58.383	171
10	27.490	34.134	21.594	31.233	1:54.451	183	8	28.731	34.135	22.491	32.591	1:57.948	171
11	27.208	32.907	21.557	31.337	1:53.009	187	9	28.912	34.103	22.514	32.729	1:58.258	172
							10	28.553	34.074	22.522	32.448	1:57.597	173
151 Locky TAYLOR (QLD) (7th)							11	28.330	34.227	22.559	32.594	1:57.710	174

Scott Laing
 Chief Time Keeper - Scott Laing

Clerk of Course - Simon Maas



Computime Race Timing Systems Pty Ltd © 1996
 Licensed to Computime Race Timing Systems
www.computime.com.au

COMPUTIME RACE TIMING SYSTEMS PTY LTD

2019



ASBK.COM.AU f t i y

Official ASBK Test : Phillip Island : February 2 & 3

YMI SUPERSPORT 300 / YMF R3 CUP

Practice 6

Date: 03/02/19
Event: P22
Weather: Sunny - Temp: 24.5C
Track: Dry - Temp: 41.0C



Started at: 11:17:14
Laps: 25 Min
Starters: 22
Printed at: 11:49

FASTEST LAPS SEQUENCE

Race Time	No	Name	Machine	Fastest Lap	On Lap
2:08.105	56	Jesse WOODS (TAS)	Yamaha R3 321	2:03.817	1
2:08.782	28	Tayla RELPH (QLD)	Kawasaki Ninja 400	2:03.118	1
2:31.089	57	Seth CRUMP (QLD)	KTM RC 390	2:01.651	1
4:03.795	28	Tayla RELPH (QLD)	Kawasaki Ninja 400	1:55.013	2
4:04.193	10	Callum O'BRIEN (WA)	Kawasaki Ninja 400	1:51.512	2
4:07.437	27	Max STAUFFER (NSW)	Yamaha R3 321	1:50.895	2
5:57.761	27	Max STAUFFER (NSW)	Yamaha R3 321	1:50.324	3
5:59.169	81	Senna AGIUS (NSW)	Kawasaki Ninja 400	1:49.589	3
26:40.667	81	Senna AGIUS (NSW)	Kawasaki Ninja 400	1:49.581	14

Scott Laing
Chief Time Keeper - Scott Laing

.....
Clerk of Course - Simon Maas



Computime Race Timing Systems Pty Ltd © 1996
Licensed to Computime Race Timing Systems
www.computime.com.au

COMPUTIME RACE TIMING SYSTEMS PTY LTD

2019



ASBK.COM.AU f t i y

Official ASBK Test : Phillip Island : February 2 & 3

YMI SUPERSPORT 300 / YMF R3 CUP

Practice 6

Date: 03/02/19
 Event: P22
 Weather: Sunny - Temp: 24.5C
 Track: Dry - Temp: 41.0C

Started at: 11:17:14
 Laps: 25 Min
 Starters: 22
 Printed at: 11:49

BEST PARTIAL TIMES

Pos	Split 1		Split 2		Split 3		Split 4		LAP		Ideal	Fastest
	Name	Time	Name	Time	Name	Time	Name	Time	Name			
1	T. BRAMICH	26.163	M. STAUFFER	31.743	M. STAUFFER	20.805	S. AGIUS	30.233	M. STAUFFER	1:49.102	1:49.617	
2	S. AGIUS	26.174	S. AGIUS	31.905	S. AGIUS	20.822	L. TAYLOR	30.238	S. AGIUS	1:49.134	1:49.581	
3	M. STAUFFER	26.294	H. KHOURI	32.017	T. BRAMICH	20.823	M. STAUFFER	30.260	T. BRAMICH	1:49.633	1:50.273	
4	L. POWER	26.358	L. TAYLOR	32.041	S. CRUMP	20.842	L. POWER	30.392	L. TAYLOR	1:49.695	1:50.660	
5	S. CRUMP	26.360	S. CRUMP	32.092	L. TAYLOR	20.967	B. BAKER	30.466	L. POWER	1:49.938	1:49.939	
6	C. O'BRIEN	26.430	T. BRAMICH	32.122	P. NERLICH	20.967	Z. LEVY	30.487	S. CRUMP	1:49.948	1:50.311	
7	L. TAYLOR	26.449	C. O'BRIEN	32.128	B. BAKER	20.971	C. O'BRIEN	30.515	C. O'BRIEN	1:50.050	1:50.426	
8	H. KHOURI	26.507	L. POWER	32.161	C. O'BRIEN	20.977	T. BRAMICH	30.525	H. KHOURI	1:50.188	1:50.829	
9	Z. BUNTING	26.634	Z. BUNTING	32.211	L. POWER	21.027	K. O'CONNEL	30.538	B. BAKER	1:50.403	1:50.910	
10	B. BAKER	26.690	B. BAKER	32.276	H. KHOURI	21.065	P. NERLICH	30.567	Z. BUNTING	1:50.964	1:51.155	
11	B. PICKETT	26.885	K. O'CONNEL	32.342	K. O'CONNEL	21.076	H. KHOURI	30.599	K. O'CONNEL	1:51.101	1:51.117	
12	Z. LEVY	27.013	Z. LEVY	32.506	Z. BUNTING	21.177	S. CRUMP	30.654	P. NERLICH	1:51.322	1:51.627	
13	P. NERLICH	27.035	B. PICKETT	32.609	Z. LEVY	21.319	Z. BUNTING	30.942	Z. LEVY	1:51.325	1:51.828	
14	T. RELPH	27.041	P. NERLICH	32.753	T. RELPH	21.343	T. RELPH	31.361	B. PICKETT	1:52.558	1:52.840	
15	K. O'CONNEL	27.145	J. WOODS	32.929	J. WOODS	21.434	B. PICKETT	31.488	T. RELPH	1:52.770	1:53.282	
16	J. WOODS	27.350	T. RELPH	33.025	B. PICKETT	21.576	J. WOODS	31.507	J. WOODS	1:53.220	1:54.068	
17	C. AGOSTINI	27.603	C. AGOSTINI	33.409	C. AGOSTINI	22.013	H. STIFF	32.360	C. AGOSTINI	1:55.451	1:56.465	
18	H. STIFF	28.053	H. STIFF	34.074	K. AGOSTINI	22.267	C. AGOSTINI	32.426	H. STIFF	1:56.978	1:57.247	
19	L. O'BRIEN	28.562	K. AGOSTINI	34.373	H. STIFF	22.491	K. AGOSTINI	33.282	K. AGOSTINI	1:58.491	1:58.914	
20	K. AGOSTINI	28.569	B. ANGELIDIS	34.716	L. O'BRIEN	22.792	B. ANGELIDIS	33.473	L. O'BRIEN	1:59.677	2:00.319	
21	B. ANGELIDIS	28.809	L. O'BRIEN	34.790	B. ANGELIDIS	23.030	L. O'BRIEN	33.533	B. ANGELIDIS	2:00.028	2:00.537	
22	A. DE KUYPE	30.046	A. DE KUYPE	36.791	A. DE KUYPE	23.779	A. DE KUYPE	34.330	A. DE KUYPE	2:04.946	2:04.946	

Scott Laing
 Chief Time Keeper - Scott Laing

Clerk of Course - Simon Maas

Computime Race Timing Systems Pty Ltd © 1996
 Licensed to Computime Race Timing Systems

www.computime.com.au

COMPUTIME RACE TIMING SYSTEMS PTY LTD

